



STRATHCONA
BAPTIST GIRLS GRAMMAR

Overseas Student Information Booklet 2019

CRICOS PROVIDER NO: 00577C
Strathcona is a child safe school



Contents

Introduction	3
Why Study at Strathcona.....	4
Study in Victoria.....	4
Keeping you safe and happy is our number.....	5
one priority - Support.....	5
House activities.....	5
Key Staff here to help you	6
Enrolment and Requirements	6
Prerequisites to achieve a place	7
If on a student visa and not accompanied by a parent	7
Courses provided.....	8
Overseas Students Orientation.....	9
Accommodation.....	9
Change of Address.....	10
Overseas Student Health Cover.....	10
International Student Safety Card.....	11
Overseas Student Attendance Requirements	11
Change of visa status.....	12
Overseas Students Transfer.....	12
Important Information.....	13
What happens when I first arrive in Australia?.....	13
Laws and Safety in Australia	15
What do I do if I am sick?	17
Additional Useful Links for international Students.....	18



Introduction

We welcome you to Strathcona, a school which provides the emotional, social and practical support that is necessary for a successful transition to the Australian education system.

All Staff, but in particular the Overseas Student Coordinator, will help you with your transition into Strathcona ensuring it is a positive and meaningful experience. The Overseas Coordinator is here to manage any uncertainty that you may experience when you first start at the School and to care for you during your studies. In order to settle into Strathcona quickly, we encourage you to meet and talk with your Year Level Coordinators, Heads of House and other staff members as well as the other students.

This manual has been produced as a reference for you. It will direct you to people who can help if you have a problem and it will explain how the School operates.

The School has several important policies available via the public website that you and your family should familiarise yourselves with before commencement.

These include:

1. [Students Accommodation Arrangements Policy](#)
2. [Course Progress and Attendance Policy](#)
3. [Transfer Policy](#)
4. [Complaints Handling Policy](#)
5. [Complaints Appeals Policy](#)
6. [Procedures to reduce the risk of Child Abuse](#)
7. [Refund Policy](#)

We are here to assist you and answer your questions as they arise.

Welcome to the Strathcona community!

Why Study at Strathcona



At Strathcona, we support each individual girl to develop her own voice and identity, as well as health in body, mind and spirit.

There is a strong sense of belonging at the School, facilitated by a nurturing Pastoral Care program, Cross-age programs create opportunities for mentoring and friendships and a House System provides a vibrant platform for personal development activities.

Strathcona students have a strong sense of social responsibility, and possess a genuine spirit of global citizenship.

The Strathcona environment nurtures the pursuit of academic excellence, co-curricular involvement, leadership development and community. Our aim is to afford girls the opportunity to try various activities so that each individual is able to recognise and develop her own interests and unique attributes. We take a personalised approach to learning and development to each of our students.

Marise McConaghy, Principal

Study in Victoria

We are proud to welcome our students to the beautiful garden state of Victoria and the vibrant city of Melbourne. Melbourne is consistently nominated as one of the most liveable cities in the world (Economist Intelligence Unit (EIU) liveability survey).

We want you to enjoy Melbourne and also to be safe. Overall our city is a safe, friendly and welcoming study destination, offering students a wonderful healthy lifestyle in a city vibrant with shopping, cafes, and magnificent outdoor opportunities. Your Overseas Student Coordinator, homestay family and support person will help you transition into your new life at Strathcona and importantly you will need to listen and adhere to advice, rules and guidelines all provided to keep you safe and happy. Victoria's leading school education system, excellent classroom facilities, welfare support and English language centres make Victoria one of the world's best education destinations.

Primary and secondary studies in Victoria are structured so that each calendar year represents the completion of a year level of study (approximately 40 weeks). The school year starts late January/ early February. The school year is divided into two Semesters (four Terms). The holiday breaks occur between Term 1 and Term 2 (usually 2 weeks), Term 2 and Term 3 (usually 3 weeks) and Term 3 and Term 4 (usually 2 weeks). Please refer to our Term Dates on our [website](#).

You can learn more about student experiences and more about Melbourne, including transport options and events by accessing the Study Melbourne website here. Alternatively you can download the [Study Melbourne App](#).

Keeping you safe and happy is our number one priority - Support

The wellbeing and happiness of our students is anchored by our House System. Each girl enrolling into Strathcona is placed within a House (or colour). Each House has a teaching mentor who arranges individual meetings with each student. These one-on-one discussions provide students with feedback and advice for how to develop her own goal/s and take ownership over how they are created and achieved. This process empowers the student to use her knowledge of her character strengths to set goals for the senior years of schooling and life beyond school.

In addition our International students are also supported by our Overseas Student Coordinator, School Psychologist, the Deputy Principal, a Buddy program and ultimately the School Principal.

Everyone within Strathcona is kind and caring and recognises the challenges overseas students may face with being away from home and working within a different language and culture. By providing multiple avenues of care and support, our overseas students have many opportunities to seek guidance and advice allowing their studies to thrive and friendships to grow.

House activities

Every Strathcona student belongs to a House colour and gives you the opportunity to represent your House in debating, drama, music and sporting activities. This is a fun way to meet other students from your own year level as well as different year levels.

The four Houses are:



Each House holds meetings, run by the House Captains, leading up to each House event you are given the opportunity to participate in events you would like to join. Everyone is expected to participate in the House Swimming, Cross Country and Athletic sports as well as other events depending on your year level.

Key Staff here to help you

On arrival at school, you will meet key staff members who will be able to help you settle into your new environment:



Mrs Marise McConaghy
Principal



Mrs Jenni Farmilo
Deputy Principal



Mrs Amanda Orgill
*Overseas Student
Coordinator*



Ms Joanna Buckley
Careers Advisor



Ms Peixia Mo
Chinese Language Teacher



Ms Danielle Cooper
EAL Teacher

Enrolment and Requirements

At Strathcona we welcome Overseas Students for all secondary year levels, Years 7 to 12. Students studying in Year 9 are usually about 15 years of age and students studying Year 12 are usually 17 or 18 years of age. Year 12 is the last year of secondary school and is designed to prepare students for university or other tertiary education. Entry to tertiary courses is dependent upon the score the students achieve in their VCE (Victorian Certificate of Education).

In Victoria the highest qualification a student can obtain from secondary school is VCE. To qualify, students must study for a minimum of two years (Years 11 and 12) and pass at least 5 subjects throughout that two year course. English is the only compulsory subject (At Strathcona all international students must study English as an Additional Language (EAL)).

In some instances, students may be eligible for credits for semester units completed in their home countries. You should ask your education agent or us about this. For VCE level courses (Year 11 and Year 12) you may refer directly to the Victorian Curriculum and Assessment at <https://www.vcaa.vic.edu.au>.

Prerequisites to achieve a place

To be eligible for a place at Strathcona in Years 7-12, an overseas student must show documented evidence of good grades in academic subjects studied in the previous school(s). English competence must be at an appropriate level prior to enrolment. Additional school based testing in Mathematics and English maybe required.

We require a minimum Australian Education Assessment Services (AEAS) score of 50 (intermediate) and stanine 5 (average) to apply and a minimum score of 70 (upper intermediate) and stanine 5 (average) to attend a pre-enrolment interview.

Strathcona will not enrol an overseas student that hasn't met the prerequisites.

The cost associated with the English language proficiency testing must be met by the applicant's family on each occasion. Please note the AEAS report is valid for 12 months.

For further information regarding the English language proficiency testing please visit the Australian Education Assessment Services (AEAS) website. The AEAS website in English is www.aeas.com.au. There is a link on the page for other languages. The website has information regarding test location and times.

It should be noted that Strathcona will work with overseas students to ensure success but cannot guarantee that students will:

- successfully complete their studies;
- successfully complete their VCE; and/or
- gain entry into a tertiary institution.

When should an Overseas Student Apply?

Overseas students entering Years 9-12 should take the Australian Education Assessment Services (AEAS) at least 6-12 months prior to their anticipated commencement date. This gives them time to plan their English Language Intensive Course for Overseas Students (ELICOS) course to ensure they are ready to commence school at the beginning of the academic year.

- Overseas students applying for Year 11 or 12 entry must start in Term 1.
- Overseas students applying for Year 10 entry can start in Term 1 - Term 3.
- Overseas students applying for Year 9 entry can start Term 1 - Term 4.

If on a student visa and not accompanied by a parent

If you require Strathcona to issue a Confirmation of Appropriate Accommodation and Welfare document (CAAW) as part of your visa application, you will be required to meet the following conditions for the entire period you are enrolled at Strathcona:

- You will be required to stay in homestay accommodation approved by the School, regardless of your age, for the entire period you are enrolled at the School. Students are expected to stay at the chosen homestay while they are studying at Strathcona unless a very valid reason is given for a move to another homestay. This must be discussed with the Overseas Student Coordinator before

any decision is reached. Strathcona uses [AHN - Australian Homestay Network](#) as our Homestay provider.

- You will be required to have an approved welfare support and supervision officer appointed by Strathcona for the entire period you are enrolled at the School regardless of age. Strathcona engages the services of [International Student Alliance \(ISA\) Guardian & Welfare Service](#), to provide a local support person for visiting students. **This service is compulsory and not negotiable.**

ISA's role is to be involved and assist you with:

1. Accommodation during holiday periods
2. Parent/Teacher interviews
3. Reporting process both academically and socially
4. Liaising with your homestay family
5. Absences
6. School expectations (e.g. attendance at events, behaviour)
7. Liaison with your parents
8. An additional point of contact as a support person for any concerns you may have

Courses provided

Strathcona welcomes overseas students in Years 7-12. The course is based on the Australian Curriculum up to Year 10 and then the Victorian Certificate of Education (VCE), both developed and supported by the Victorian Curriculum and Assessment Authority (VCAA).

Strathcona Baptist Girls Grammar School CRICOS Code: **00577C**

CRICOS registered courses: Secondary **005486K**

Curriculum Handbooks

- [Years 7-9](#)
- [Year 10](#)
- [Year 11](#) (VCE)
- [Year 12](#) (VCE)

Offered modes of study:

Students are required to attend Strathcona course(s) face-to-face in school facilities on campus.

Strathcona uses a wide range of teaching and assessment methods. Depending on course components, a student's course may also include:

- Online learning in class time or after school hours;
- Approved excursions or learning journeys;
- Approved work experience program;
- Outdoor education activities; and/or excursions
- Approved studies that contribute to a student's enrolled course but are delivered by another approved provider.
- Sport and Co-curricular activities such as debating, science club, rowing, kayaking, Saturday netball, snowsports, Duke of Edinburgh Awards and Rhythmic Gymnastics, as examples.

Overseas Students Orientation

You will spend a day with us prior to commencing your studies to familiarise yourself with Strathcona school life. On this day you will:

- Meet the Principal and Deputy Principal
- Meet the Senior Dean of Learning, Research and Innovation
- Spend time with the Overseas Student Coordinator to discuss personal details, accommodation (homestay if applicable) transport arrangements, uniform and school books
- Meet with the Careers Advisor and VCE Coordinator to discuss subject choices and course
- Meet with the Year Level Coordinator to discuss course requirements, class arrangements, timetable
- Meet with the Director of School and Community Relations
- Meet with the Director of Information Technology (assist with setting up accounts and passwords)
- Meet with your EAL teacher
- Be given an introduction to the Overseas Students in your year level by the Overseas Student Coordinator or the Year Level Coordinator
- Tour the School Campus
- Meet other Strathcona students
- Be introduced to a “Buddy” or “Mentor”
- Be shown your locker, the School Nurse, the School Psychologist and the Canteen locations.

Accommodation

Strathcona recommends that overseas students who are 15 years of age (generally this will be Year 9) or older live with either:

- Family member living in Melbourne, i.e. mother/father
- A Homestay family (approved by the School)
This refers to living with a family in your host country and participating in the lifestyle of the family. You are a member of the family and are expected to abide by their household rules. Each Homestay has its own rules and customs.

The School requires an environment that provides supervision and encouragement for you. Unsuitable living arrangements can lead to illness, tiredness, absenteeism and a reduction in academic success.

Students in Years 7 and 8 must be accompanied by a parent and not live in a Homestay arrangement.

Sufficient notice must be given by the student/their family, prior to entry, if they require the School to arrange a Homestay as homestay positions are not always readily available. The Overseas Student Coordinator will contact the homestay family when a student is seeking accommodation and will arrange for a meeting at the homestay home.

Once accommodation is organised, unless a student can provide a suitable reason for wishing to change, and all parties are satisfied, the accommodation should not be changed.

If at any time you find your accommodation to be unsuitable, please discuss your arrangement with the Overseas Student Coordinator who will attempt to relocate you.

Change of Address

At all times, your current address must be kept up-to-date. Strathcona is required to advise The Immigration Department of any changes. If you change your address, you are required to:

- notify the School within 7 days.
- notify the Overseas Student Coordinator immediately
- notify your Head of House or Head of Tay Creggan (Year 9)

There are no excuses and no exceptions. If you fail to do this, your visa can be cancelled.

Overseas Student Health Cover

Overseas Student Health Cover (OSHC)

As a requirement of the student's visa, overseas students must have health insurance before they arrive in Australia and for the length of your visa or for their total study period, whichever is longer. This is a requirement of the Department of Immigration and Citizenship. OSHC provides medial and hospital insurance in Australia and overseas students at Strathcona will be enrolled in [Medibank \(https://www.medibank.com.au/overseas-health-insurance/oshc/\)](https://www.medibank.com.au/overseas-health-insurance/oshc/).

The cost associated with the OSHC must be met by the applicant's family. This amount is dependent upon the length of the visa.


Medibank Membership Card

You will receive a confirmation letter from Medibank and you can then logon to the Medibank system to request that your membership card be issued. You will need to keep this in a safe place, as you will require it when claiming back your medical expenses. If you misplace your membership card at any time, please see the Overseas Student Coordinator.

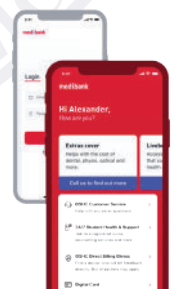
Making a claim

A Medibank Private leaflet will be issued with your card. This will explain your cover and what medical expenses you are entitled to claim.

Medibank App

 Medibank have just launched a new Overseas Student Health Cover app for students on our OSHC. The app allows students to access and manage their health cover from their phone anytime, anywhere as well as:

- Make claims on most medical services.
- Use the GPS tracker to locate nearby doctors and health professionals who have an arrangement with us and bill us directly (out-of-pocket costs may apply).
- Access their digital membership card.
- Reissue a copy of their certificate and renew their cover.



- Access mental health support and counselling services by phone.
- Speak to a registered nurse via the 24/7 Student Health and Support Line
- Translate some features of the app into simplified Chinese.

To download the app, students need to search medibank OSHC on the App Store or on Google Play.

International Student Safety Card

Overseas Students (aged under 18 on a CAAW) will be given an International Student Safety Card at the time of commencement to ensure that the student can contact responsible persons in the event of an emergency. This card will include the homestay accommodation provider's (host) address, home telephone number, mobile number and email address.

The card will also have the following contact details for students in case of an emergency:

- Emergency (Police, Fire, Ambulance)
- Commonwealth Ombudsman
- Victorian Registration and Qualification Authority
- 24 hour Strathcona emergency contacts (Campus and additional emergency contacts)

A world wide emergency App called 'Safe Student' is available to download. The app allows students to alert up to three contacts of any emergency situation and the app also has a GPS. For more information and to download the app, [click here](https://safestudentapp.com/) (https://safestudentapp.com/). Safe Student is available for apple and android phones.

Overseas Student Visa Conditions

If you are granted a student visa, you must abide by its conditions. Failure to comply with these conditions could result in the cancellation of your visa. These conditions include (but are not limited to):

- Complete the course within the duration specified in the CoE
- Maintain satisfactory academic progress
- Maintain approved Overseas Student Health Cover (OSHC) while in Australia
- Remain with the principal school for six (6) calendar months, unless issued a letter of release from the provider to attend another institution
- Notify the School of your Australian address and any subsequent changes of address within seven (7) days.

For a full list of mandatory and discretionary student visa conditions please [click here](#).

Overseas Student Attendance Requirements

Attendance for the entire school year is a requirement by the School.

Students are expected to remain at school for the whole day unless special permission is given and then you must sign the exit book located at Student Services. In addition to the regular school program, there are some special occasions which all students are expected to attend and these are detailed in the School

online diary.

There is a requirement by the School to attend at least 90% of the scheduled classes each term.

The Australian Government requirements are that students who do not comply with the visa condition relating to enrolment, attendance and academic performance may, in certain circumstances, have their visas cancelled automatically.

If you are absent from school for any reason, the School must be advised. Please ring the School Office on 8779 7500 and leave a message with the Receptionist. If you are ill, written correspondence from your Homestay, local support person or relative is required.

End of term travel

It is important to make travel arrangements well in advance, as student bookings are very busy towards the end of term. Before booking your ticket home, you will need to check the School Calendar for end of term dates. The same applies for the beginning of term, so you will need to arrange your return trip around term dates.

However, if in exceptional circumstances you need to leave school before the end of term, it is essential that this be discussed with the Overseas Student Coordinator and your Year Level Coordinator at least one month in advance. Following this, a decision will be made as to whether leave will be granted. You must also have written permission from your family or local support person indicating their reasons for your early departure or late return to school after the holiday period.

A copy of your airline ticket will need to be given to the Overseas Student Coordinator for confirmation of your departure and return.

Please note the finishing date for the School year and Special Events at the end of the year for example, Presentation Night and the Church Service. You are expected to attend these School events.

Overseas Students are part of the School community and are expected to participate in the co-curricular life of the School. For example, House Events – music, sport, drama etc. School music performances, debating. Your involvement is much appreciated by your peers and staff alike.

Change of visa status

If an overseas student changes visa status (e.g. becomes a temporary or permanent resident) you must notify us immediately so we can change the status in our database. You will be required to pay full tuition fees for the duration of that calendar year. The family must provide proof that the student is living with a parent/legal guardian. Strathcona does not allow local students on visas to live in homestay accommodation.

Overseas Students Transfer

Strathcona will assess student transfers in a reasonable time frame and will process any transfer requests and subsequent release at no cost to the student. Strathcona asks international students, families and education agents to note that a term's notice is required from the parent/legal guardian as per business

regulations and agreements.

Prior to accepting a student wishing to transfer from another school, Strathcona will apply criteria for entry pre-requisites and should be satisfied that the student has demonstrated a commitment to studies during the course, had good attendance record for the course, and paid all fees for the course.

Important Information

Uniform

Being a student at Strathcona you represent the school to the wider community. Strathcona students take pride in their school and their appearance. All uniforms must be clean and tidy, skirts on or below the knee, if hair is below the shoulder then it must be tied back. The uniform is to be worn correctly to and from school. At Orientation the full uniform policy will be provided and any questions answered. Dobsons is our Uniform Supplier. They will assist you with every uniform item you need. [Click here](#) for details.

What happens when I first arrive in Australia?

Australian Immigration

When you first arrive in Australia you will be required to make your way through Australian Immigration (follow the signs for Arriving Passengers as you leave the plane). An Immigration Officer will ask to see your completed Incoming Passenger Card (given to you on the plane) along with your passport and student visa evidence. The Immigration Officer will check your documents and may ask you a few questions about your plans for your stay in Australia.

Baggage Claim

Once you have passed through the immigration checks you will move to baggage claim (follow the signs) and collect your luggage. Check that nothing is missing or damaged. If something is missing or damaged go to the Baggage Counter and advise them of your problem. Staff at the Baggage Counter will help you to find your belongings or lodge a claim for damage.

Australian Customs and Quarantine

Once you have your luggage you will go through Customs. Be careful about what you bring into Australia. Some items you might bring from overseas can carry pests and diseases that Australia doesn't have. You must declare ALL food, meat, fruit, plants, seeds, wooden souvenirs, animal or plant materials or their derivatives. Australia has strict quarantine laws and tough on-the-spot fines so ensure you do not fail to declare or dispose of any quarantined items.

Keeping in Contact

Before you leave home, you should provide your family and friends, and Strathcona the details of your flights to Australia and where you will be staying when you arrive. (If you are staying in a family Homestay Strathcona will have these details on file). Once you have arrived in Australia, you should then let your family and friends know that you have arrived safely. It is important to ALWAYS let someone know where you are and how to contact you by phone or by post.

Accessing Money

Please note that it is not safe to bring large sums of money with you! Lost credit cards or traveller's cheques can be replaced, but very few travel insurance companies will replace lost or stolen cash. Do not

ask someone you have just met to handle your cash for you or to take your cash to make payments for you. Not even someone who may indicate they are studying at the same education institution.

Currency Exchange

Only Australian currency can be used in Australia. If you have not brought some with you, you will need to change your money into Australian currency as soon as possible after arrival. You can do this at the airport. Once you have arrived in Melbourne, you can also change money at any bank.

Electronic Transfer

You can transfer money into Australia by electronic telegraph or telegraphic transfer at any time. This is a fast option and will take approximately 48 hours, but the bank will charge a fee on every transaction.

Automatic Teller Machines (ATMs)

Automatic Teller Machines are located everywhere (including at the airport) and you can immediately withdraw cash from your overseas bank account at ATMs displaying the Cirrus Logo (if your ATM card has international access). Check this with your financial institution before leaving home.

Credit Cards

All major international credit cards are accepted in Australia but you must remember that repayments to many of these cards can only be made in the country where they were issued. Do not rely on being able to get a credit card once you arrive in Australia because this is very difficult due to credit and identification laws.

Setting up a Bank Account

You can choose to open an account in any Bank, Credit Union or Building Society in Australia. To open a bank account you will need:

- your passport (with arrival date stamped by Australian immigration)
- student ID card
- money to deposit into the account (this can be as little as \$10)

Anyone who wishes to open a bank account in Australia must show several pieces of personal identification which are allotted a points system. 100 points of identification is required to establish your identity as the person who will be named in the account. Your passport and proof of your arrival date in Australia will be acceptable as 100 points if you open an account within six weeks of arrival in Australia. After this time you will be required to produce additional documentation. As a student you will be able to open an account with special student benefits. Many banks have 'Student Accounts' which contain no or minimal fees for transactions that might normally be attached to regular savings accounts. You will also require your student ID card from your Strathcona to prove you are a student and should have access to the benefits offered by a student bank account. For information on setting up a bank account before you arrive please visit <https://www.studymelbourne.vic.gov.au/money-and-budgeting/banking-in-victoria>

Most people in Australia enjoy the convenience of Internet banking and/or Telephone banking, which enables them to manage their money, pay bills etc. from home. At the time you are setting up your account you can request these services from your bank.

Emergencies

ISA have a 24 Hour Help line to assist you in an emergency. Key these two numbers into your phone 03 9663 2887 or 0401 995 900 and title the number Strathcona Help. You will also be given a Safety Card by the school. Keep this with you at all times as it has the schools emergency number and other important contacts.



If you are in a real, life-threatening emergency situation then call Australia's emergency line 000

The Triple Zero (000) service is the quickest way to get the right emergency service to help you. It should be used to contact Police, Fire or Ambulance services in life threatening or emergency situations only. (Emergency 000 lines should not be used for general medical assistance).

Dialling 112 will override key locks on mobile phones and therefore save time. Emergency Services operators answer this number quickly and to save time will say, "Police, Fire, or Ambulance". If you are unsure of what emergency service you need tell the operator what the emergency is. You will then be connected to the appropriate service to assist.

Ambulance

Ambulances provide immediate medical attention and emergency transportation to hospital. Dial 000.

Lifeline

Lifeline's 13 11 14 service is staffed by trained volunteer telephone counsellors who are ready to take calls 24-hour a day, any day of the week from anywhere in Australia. These volunteers operate from Lifeline Centres in every State and Territory around Australia.

Anyone can call Lifeline. The service offers a counselling service that respects everyone's right to be heard, understood and cared for. They also provide information about other support services that are available in communities around Australia. Lifeline telephone counsellors are ready to talk and listen no matter how big or how small the problem might seem.

Emergency Translation

For translation service in an emergency situation dial 1300 655 010.

Laws and Safety in Australia

Obeying the Law

One of the reasons we have such a wonderful lifestyle in Australia is due to our representative democracy, the separation of powers, and our respect for the rule of law. We have a lot of laws in Australia and as a result, society runs smoothly.

In being granted a visa to study in Australia, you signed a document (Australian Values Statement Temporary) agreeing to respect Australian values and obey the laws of Australia for the duration of your stay. Failure to comply with the laws of this land (including State and Territory laws) could result in a fine or the cancellation of your visa and possible deportation back home. If you are convicted of a serious crime, it could result in imprisonment. Nobody wants this to happen!

You can find a comprehensive outline of Australian law and legal system at: <https://www.australia.gov.au>.

Personal Safety

- When you are out and about it is important to be alert and aware of your personal safety
- Think ahead - consider how you are going to get home - what about pre-booking a taxi or arranging transport with a friend or family member?
- Make sure you have enough money to get home or to phone
- Keep away from trouble - if you see any trouble or suspect that it might be about to start - move away from the scene if you can. The best thing you can do is to alert the police and keep away
- Walk purposely and try to appear confident. Be wary of casual requests from strangers, like someone asking for a cigarette or change - they could have ulterior motives
- Be alert to your surroundings and the people around you, especially if you are alone or it is dark
- Travel with a friend or as part of a group
- Stay in well-lit areas as much as possible
- Walk confidently and at a steady pace
- Do not respond to conversation from strangers on the street or in a car - continue walking
- Be aware of your surroundings, and avoid using earphones - you might not hear trouble approaching
- Always keep your bag in view and close to your body
- Be discrete with your cash or mobile phones
- If you do not have a mobile phone, make sure that you have a phone card or change to make a phone call, but remember - emergency 000 calls are free of charge.

(Source: Australian Federal Police)


Public Transport

Strathcona is serviced by a comprehensive Public Transport network so it is easy to get to and from school and to the surrounding suburbs. As a student you can access this service at a reduced rate with a Student Concession Card and a Myki card. The Overseas Student Coordinator can advise how to apply for this card, you can also access more information here at Public Transport Victoria [here](#).

Travelling on public transport should be a safe and comfortable experience. Numerous security measures have been adopted to maximise the safety of travellers including: security officers, police, guards, help points, good lighting and security cameras. Most drivers also have two-way radios and can call for assistance. Never be afraid to ask for assistance from the driver or public transport officers.

Making Phone Calls within Australia

To make **international** phone calls:

 Dial - international access code (0011) + the country code + the area code (if required) + phone number (when adding a country code to a number, any leading 0 (zero) on the area code following it is NOT dialled)

To make **domestic** phone calls:

 Dial - the area code + phone number

Mobile/Cell Phones

Before bringing your mobile phone to Australia check with the Australian Communications and Media Authority (<https://www.acma.gov.au>) to make sure it can operate here. Australian telecommunications providers offer a wide range of services which provide a mobile phone within the cost of using that service. There are many differences to the services provided. You should understand what deal you are accepting before signing a contract with a provider. You will need to consider what provider to pair your mobile phone with. [Telstra](#) and [Optus](#) provide the better coverage and you can visit them in store when you arrive here in Australia.

What do I do if I am sick?

It is VERY important to tell someone if you are unwell. Tell your Homestay provider, Support Person or our Overseas Student Coordinator so we can arrange a Doctor's appointment for you.

Seeing a Doctor

When you attend your appointment, the doctor will ask you questions about your health and may give you a brief physical examination, such as checking your breathing, your throat, ears etc. The doctor will then give you some advice regarding management of your illness, and may give you a prescription for some medication. If you have had, or need to take time off studies you will need to get a medical certificate from the doctor to provide to your education provider.

Interpreter Services

We are lucky in Australia to have a variety of healthcare professionals from many different cultural backgrounds, so you may be able to see a doctor who speaks your first language. However, if you are having difficulties communicating with your doctor, the Translation and Interpreter Service (TIS) can be used. For more information visit <https://www.tisnational.gov.au/> or phone 131 450.

What happens if I have to go to a dentist or doctor appointment?

Your guardian or homestay can either email admin@strathcona.vic.edu.au or your Form Tutor/Head of House or send a note explaining the details of your appointment and what time you will be collected from school. Please show this note to your Form Tutor/Head of House and then take it with you to Student Services when you are collected. You will need to sign out at Student Services when your parent collects you and then sign back in when you return. If you need an extended time off studies you will need a Medical certificate from the Doctor to give to the School.

What do I do if I feel sick whilst I am at school?

If you feel sick during class, let your teacher know and they will send you to the Health Centre. If you feel ill at recess or lunch, please go to the Health Centre. The staff at the Health Centre will take good care of you and if they feel you need to go home, they will contact your guardian or homestay. Please do not make direct contact yourself and arrange to go home as for your safety, this must go through the Health Centre.

What do I do if I am feeling worried or stressed about anything at school?

We have a wonderful team of people who are all here to look after you. If you feel anxious about anything, please talk to your Overseas Student Coordinator, teacher, Form Tutor/Head of House or your local Support Person. If we think you need more support, we can arrange for you to see our School Psychologist or Chaplain.

What do I do if I arrive late?

If you arrive after 8.25am, you must go to Student Services to sign in before going to class otherwise you will be marked absent. If you have an activity before school (e.g. a private music lesson) and will miss the start of Period 1, you must sign in at Student Services so that we have a record of why you are late to class.

What should I do if I miss a lesson because I am away sick or at a Speech/Music lesson?

If you have a scheduled speech or instrument lesson, try to let your subject teacher know in advance that you will be missing class. If you miss a lesson, it is your responsibility to catch up on classwork/homework. Contact a classmate to get notes and instructions and then clarify any tasks with your subject teacher. If you are away sick, your most important focus is on getting well again and then catching up on work. Please talk to your teachers when you return to school.

Additional Useful Links for international Students

<https://www.homestaynetwork.org> - Australian Homestay Network

<https://www.studentguardians.com> - International Student Alliance

<https://www.oso.gov.au> - Overseas student Ombudsman

<https://internationaleducation.gov.au/Regulatory-Information/Pages/Regulatoryinformation.aspx> - The Australian Government's Education Services for Overseas Students (ESOS) Legislation


<https://www.aeas.com.au> - Australian Education Assessment Service

<https://immi.homeaffairs.gov.au/> - Department of Immigration and Citizenship

<https://www.studyinaustralia.gov.au> - The official Australian Government website for studying in Australia

<https://www.visitvictoria.com.au> - The official site for Melbourne, Victoria, Australia

<https://www.kidshelpline.com.au/teens> - Teenager helpline



Principal, Mrs Marise McConaghy
Deputy Principal, Mrs Jenni Farmilo

Senior Campus/Middle School - Years 7, 8, 10-12
34 Scott Street, Canterbury VIC 3126

Year 9 Campus: Tay Creggan
30 Yarra Street, Hawthorn VIC 3122

Junior Campus: Prep to Year 6
173 Prospect Hill Road, Canterbury VIC 3126

Early Learning Centre
34 Scott Street, Canterbury VIC 3126



+61 3 8779 7500

registrar@strathcona.vic.edu.au

strathcona.vic.edu.au

ABN 75 073 413 626 CRICOS PROVIDER NO: 00577C

Strathcona is a child safe school